



My College Backpack

K- 2nd Grade Lesson Plan

Lesson Title: My College Backpack

Objective: Students will learn about their path to college and create college backpacks filled with things they think they will need to go to college.

Time Needed: 30 minutes

Launch: (5 minutes)

Opening Message/Question:

Today, we are celebrating College Day and the theme for today is MY PATH! Let's start by talking about our path to college. (*Ask the following questions.*)

- Can someone tell me where you will go after you graduate from our school?
- After middle school, where will you go?
- And after high school, where will you go?

(*After you have reviewed the pathway to college, give students the **Elementary School Roadmap to College** handout.*)

Agenda: (20 minutes)

Create College Backpacks: (20 minutes)

*Teacher Note: Give students the **College Backpack** handout and art supplies and give them 5 minutes to color their college backpacks.*

Now that you have colored your college backpacks, let's think about what types of things we would want to put in our backpacks to take with us to college. Let's look at **the Things I Will Take With Me To College** handout and each of you will choose what you want to put in your backpacks, cut them out and glue them onto your backpack. (15 minutes)

Teacher Note: Depending on your students' academic level, choose beforehand whether you want to use the picture or word version of the Things I Will Take With Me To College handout for them to choose items and glue them onto their backpacks. Review the different items and answer any questions regarding the items.

Summary: (5 minutes)

Share-out: (4 minutes)

Now that you have created your College Backpack, I would like some of you to share what you put in your backpack and why you think you will need those things when you go to college.

Closing Remarks:

I want you to talk to your family about your path to college and share your Elementary School Roadmap. Let them know if they have any questions about college, they can come and talk to me.

Materials:

Board or Chart Paper

Chalk or Markers

Crayons, colored pencils and/or markers

Glue

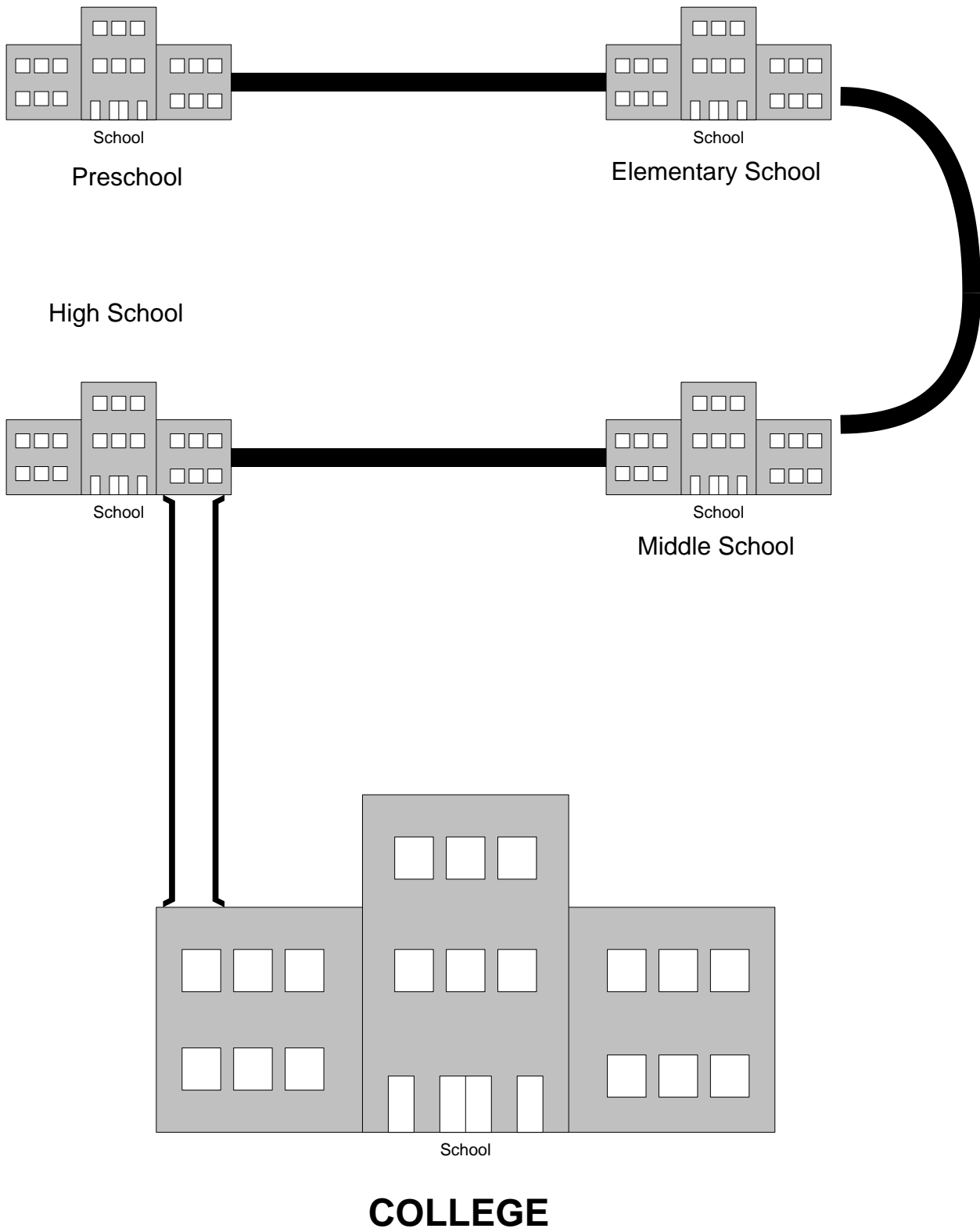
Scissors

Copies of the *Elementary School Road Map to College* handout (below)

Copies of the *College Backpack* handout (below)

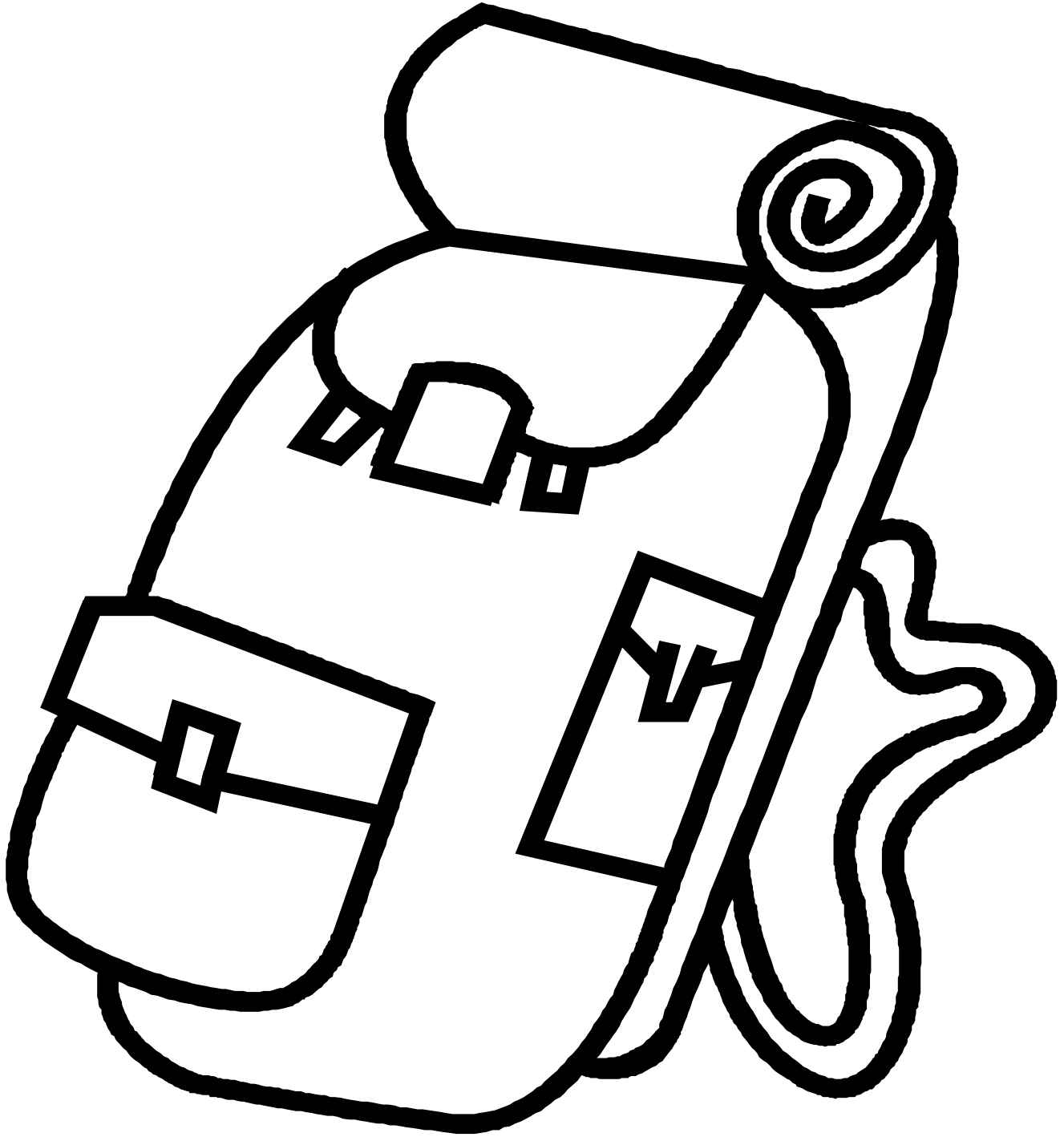
Copies of the *Things I Will Take With Me To College* handout (below)

Elementary School Road Map to College



College Backpack

NAME _____




Things I Will Take With Me To College

(Picture Version)

Choose what things you might want to take to college with you and glue them onto your college backpack. If you think of other things, write them in the blank boxes and glue them onto your backpack too.





Things I Will Take With Me To College

(Word Version)

Choose what things you might want to take to college with you and glue them onto your college backpack. If you think of other things, write them in the blank boxes and glue them onto your backpack too.

BOOKS	PENCILS	NOTEBOOKS	FOLDERS
BLANKETS	PILLOWS	FOOD	CELLPHONE
COMPUTER	CALCULATOR	HIGHLIGHTERS	INDEX CARDS
CALENDAR	PAPER	GLUE	SCISSORS
TAPE	POST-ITS	STAPLER	STUDENT PLANNER
CLOTHES	DICTIONARY	SHOES	PAJAMAS
JACKET	WATCH	WALLET	ALARM CLOCK
TOOTHBRUSH	T.V.	MP3 PLAYER	PENS